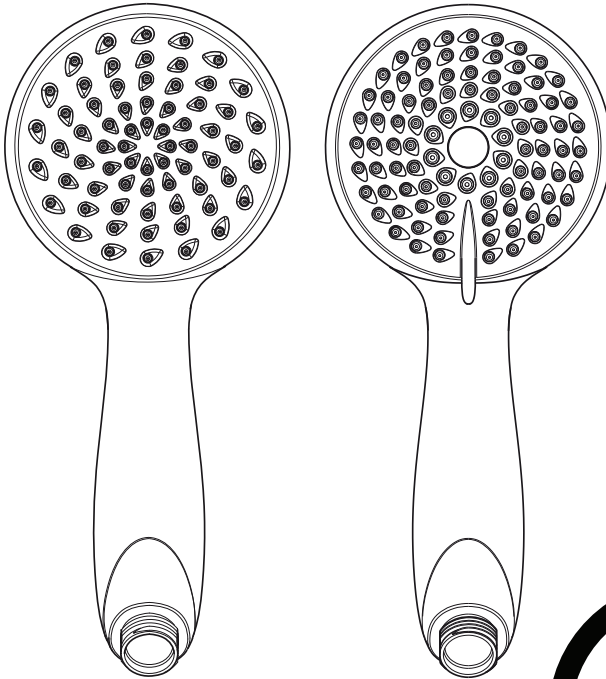


Mira Nectar Showerheads

Single Spray 1703.001, 1703.003

Adjustable Spray 1703.002, 1703.004



These instructions must be left with the user

Installation and User Guide

Showering perfection

mira
SHOWERS

INTRODUCTION

The Mira adjustable showerhead has four different spray actions. The Mira single mode showerhead has one spray action. Both the adjustable and single mode showerheads are suitable for most mixer showers and for electric showers.

The Mira adjustable and single mode showerheads are available in white and chrome.

Features

- Adjustable showerhead with four spray patterns
- Rub-clean rubber nozzles to remove scale build-up.
- Lever operation for easy adjustment.

GUARANTEE

Guarantee

For **domestic installations**, Mira Showers guarantee the products listed in this guide against any defect in materials or workmanship for a period of one year from the date of purchase.

For **non-domestic installations**, Mira Showers guarantee the product against any defect in materials or workmanship for a period of one year from the date of purchase.

For terms and conditions refer to the back cover of this guide.

RECOMMENDED USAGE

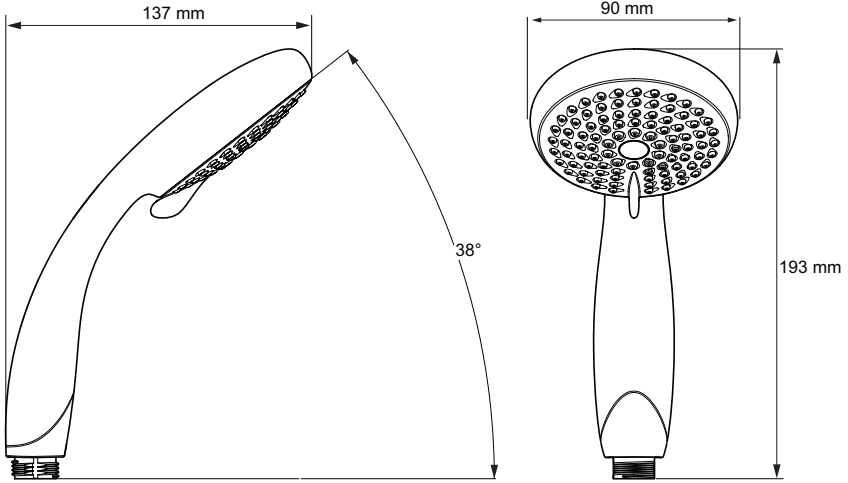
	Single Mode	Multi Mode
Domestic	✓	✓
Light Commercial	✓	✓
Heavy Commercial	x	x
Healthcare	✓	x

DESIGN REGISTRATION

Design Application:

EU: 001169197-001

DIMENSIONS



SPECIFICATION

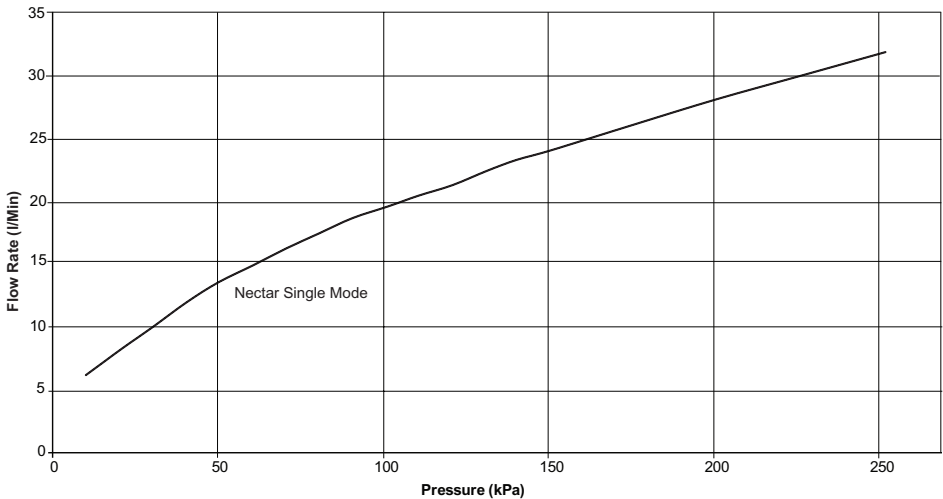
Minimum pressure: 0.1 bar.

Maximum pressure: 5.0 bar.

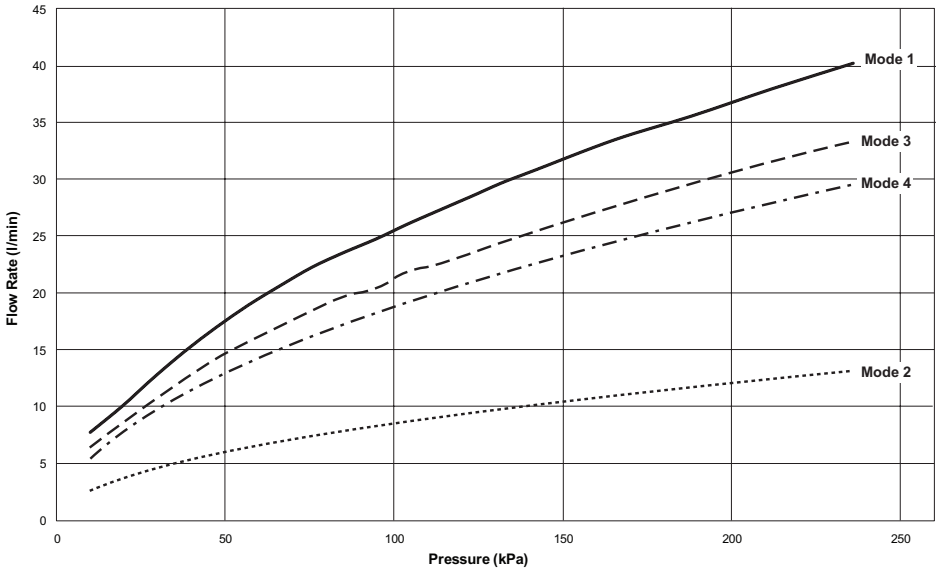
Exceeding the stated maximum static pressure could result in excessive spray force and damage to the showerhead.

The graphs below show flow rate of the Nectar single mode showerhead and the Nectar multi mode showerhead.

Nectar Single Mode Showerhead



Nectar multi mode Showerhead



INSTALLATION

General

Installations must comply with Water Regulations (Bye-Laws, Scotland), and any other Local Regulations and Building Regulations in force at the time of installation.

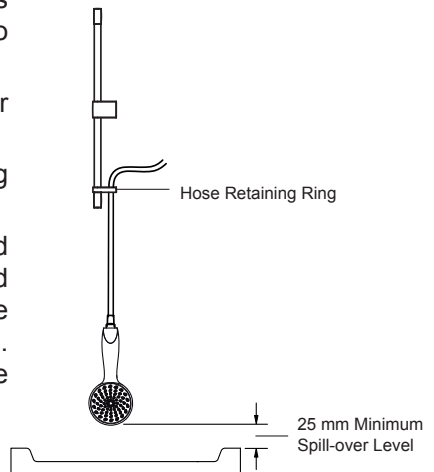
Before installation carefully inspect the product for any signs of damage.

A hose retaining ring must be used to stop the showerhead from dropping below the spill-over level of the bath or shower tray. This will prevent water supply contamination due to backsiphonage.

Do not fit any form of flow control in the shower outlet.

Do not use excessive force when making connections.

When installing the shower fitting it must be fitted over a water catchment area and be positioned so that it discharges down the centre line of the bath, or across the opening of a shower cubicle. The handset should be directed away from the shower control.



Installation

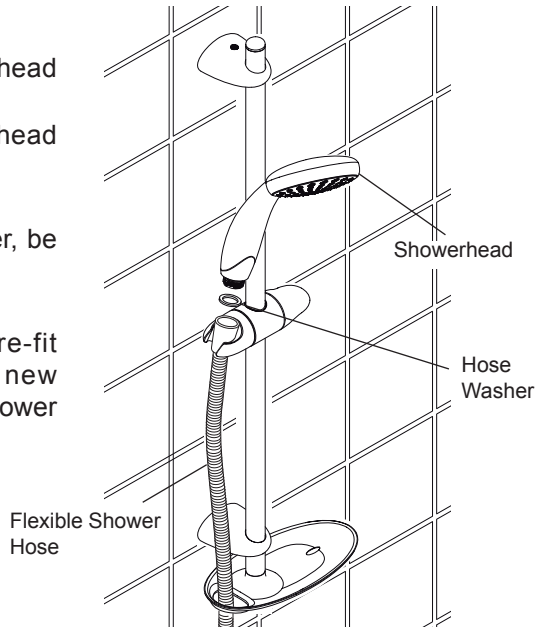
1. Unscrew the existing showerhead from the flexible shower hose.

Note! The hose and showerhead may have water in them.

Note! If there is a hose washer, be careful to retain it.

2. If there is a hose washer, re-fit the washer and screw the new showerhead into the flexible shower hose.

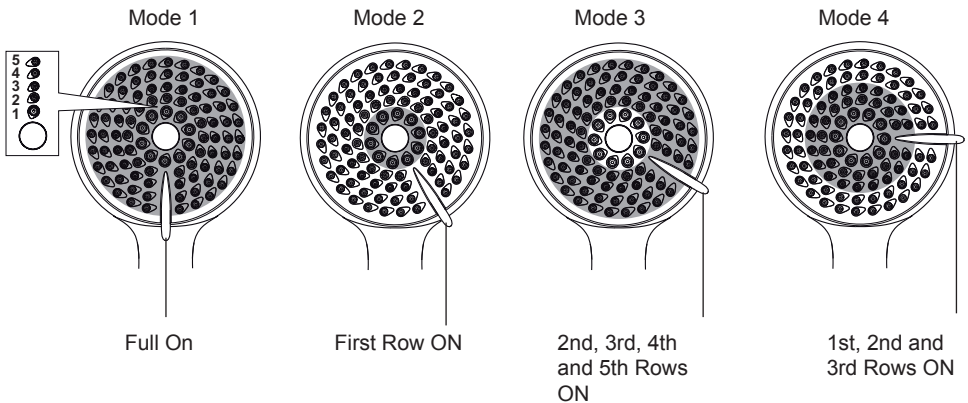
Caution! Do not overtighten.



OPERATION

The adjustable showerhead has four different spray actions.

1. To select any of the four spray actions, turn the spray plate anticlockwise from the full clockwise position until it clicks once.



Note! The shaded area shows the spray nozzles selected.

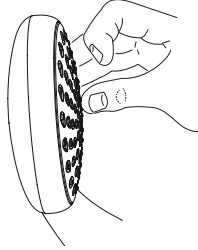
CLEANING

Daily Cleaning

Many household cleaners contain abrasives and chemical substances, and should not be used for cleaning plated or plastic fittings.

These finishes should be cleaned with a mild washing up detergent or soap solution, and then wiped dry using a soft cloth.

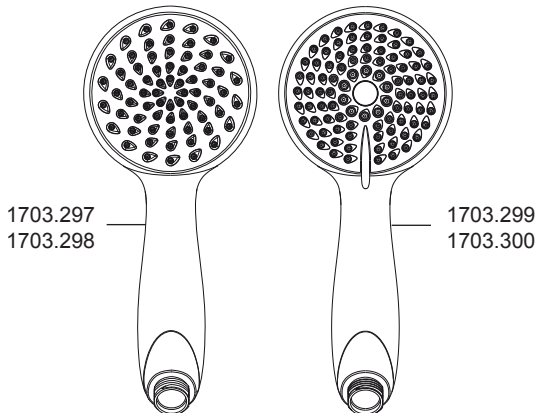
Use your thumb or a soft cloth to wipe any limescale from the soft nozzles and the front surface of the showerhead sprayplate.



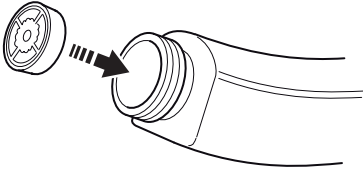
Important! The sprayplate **must** be regularly cleaned to make sure that the showerhead does not become blocked.

SPARE PARTS

- 1703.297 Nectar Single Mode Showerhead - Chrome
- 1703.298 Nectar Single Mode Showerhead - White
- 1703.299 Nectar Multi Mode Showerhead - Chrome
- 1703.300 Nectar Multi Mode Showerhead - White

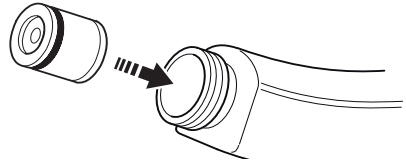


ACCESSORIES



Flow Regulator (12 L/min - Red) - 1641.059

If your shower has no flow control, you may find operation of the shower on high pressure systems too forceful. Fitting a flow regulator in the showerhead will reduce this.



Checkvalve - 1688.282

To comply with UK Water Regulations you must make provision to prevent the backflow of waste water through the shower.

A hose retaining ring will allow compliance but may restrict full use of the hose.

However, if your mixer shower is already fitted with single inlet checkvalves then fitting the extra showerhead checkvalve will allow compliance without the need for the hose retaining ring.

CUSTOMER SERVICE

Guarantee

Your product has the benefit of our manufacturer's guarantee which starts from the date of purchase.

To activate this guarantee, please return your completed registration card, visit our website or free phone 0800 0731248 within 30 days of purchase (UK only).

Within the guarantee period we will resolve defects in materials or workmanship, free of charge, by repairing or replacing parts or product as we may choose.

This guarantee is in addition to your statutory rights and is subject to the following conditions:

- The guarantee applies solely to the original installation under normal use and to the original purchaser only. The product must be installed and maintained in accordance with the instructions given in this user guide.
- Servicing must only be undertaken by us or our appointed representative. **Note!** if a service visit is required the product must be fully installed and connected to services.
- Repair under this guarantee does not extend the original expiry date. The guarantee on any replacement parts or product ends at the original expiry date.
- For shower fittings or consumable items we reserve the right to supply replacement parts only.

The guarantee does not cover:

- Call out charges for non product faults (such as damage or performance issues arising from incorrect installation, improper use, inappropriate cleaning, lack of maintenance, build up of limescale, frost damage, corrosion, system debris or blocked filters) or where no fault has been found with the product.
- Water or electrical supply, waste and isolation issues.
- Compensation for loss of use of the product or consequential loss of any kind.
- Damage or defects caused if the product is repaired or modified by persons not authorised by us or our appointed representative.
- Routine maintenance or replacement parts to comply with the requirements of the TMV 2 or TMV 3 healthcare schemes.
- Accidental or wilful damage.
- Products purchased ex-showroom display.

What to do if something goes wrong

If your product does not work correctly refer to this manual for fault diagnosis and check that it is installed and commissioned in accordance with our instructions.

If this does not resolve the issue, contact us for help and advice.

Extended Guarantees

A selection of protection plans are available that enable you to cover repair bills (excludes Eire). Ring 01922 471763 for more details.



Helpdesk Service - Ring our Customer Services Team for product advice, to purchase spare parts or accessories or to set up service visit. You can contact us via phone or e-mail, details below. Please provide your model name, power rating (if applicable) and date of purchase.



Mira Showers Website (www.mirashowers.co.uk)

Visit our website to register your guarantee, download user guides, diagnose faults, purchase our full range of accessories and popular spares, or request a service visit.



Spares and Accessories - We hold the largest stocks of genuine Mira spares and accessories. Contact us for a price or visit our website to purchase items from our accessory range and popular spares.



Service/Repairs - No one knows our products better than our nationwide team of Service Technicians. We can carry out service or repair work to your product both during and after the guarantee period. Ask about our fixed price service repairs.

To Contact Us: UK



0844 571 5000



Fax: 01 242 282595



E-mail: Visit www.mirashowers.co.uk/contactus



Mira Customer Services Dept, Cromwell Road, Cheltenham, Gloucestershire, GL52 5EP

To Contact Us: Eire Only



01 459 1344



Fax: Dublin 01 459 2329



E-mail: sales@modernplant.ie



Modern Plant Ltd (Dublin), Otter House, Naas Road, Clondalkin, Dublin 22

Mira is a registered trade mark of Kohler Mira Limited.

The company reserves the right to alter product specifications without notice.

